



LES GRANDS TRAITTS DE L'ÉVOLUTION RELIGIEUSE DE L'EUROPE CONTEMPORAINE

Anne-Laure Zwilling, CNRS, Strasbourg
CCEFR
06/03/2024

L'APPARTENANCE RELIGIEUSE ?

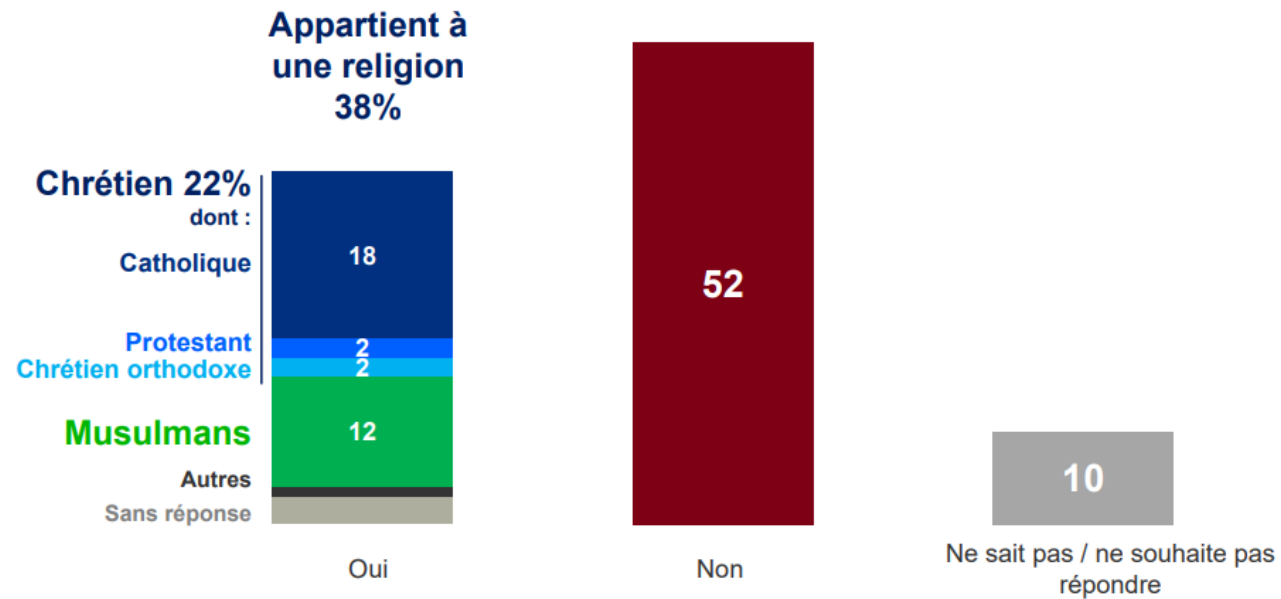
- Enquêtes réalisées par des instituts privés
- Enquêtes européennes: European Values Study (EVS), International Social Survey programme (ISSP)
- Enquêtes internationales (Pew Forum, Gallup...)

QUE MESURE-T-ON?

Plus d'1 jeune sur 2 déclare n'appartenir à aucune religion.

18% se déclarent catholiques et 12% musulmans

Q18Q19 Considérez-vous appartenir à une religion ? *Si oui* : A laquelle ?



Ensemble : n = 1000

Religion

Etes-vous...

catholique

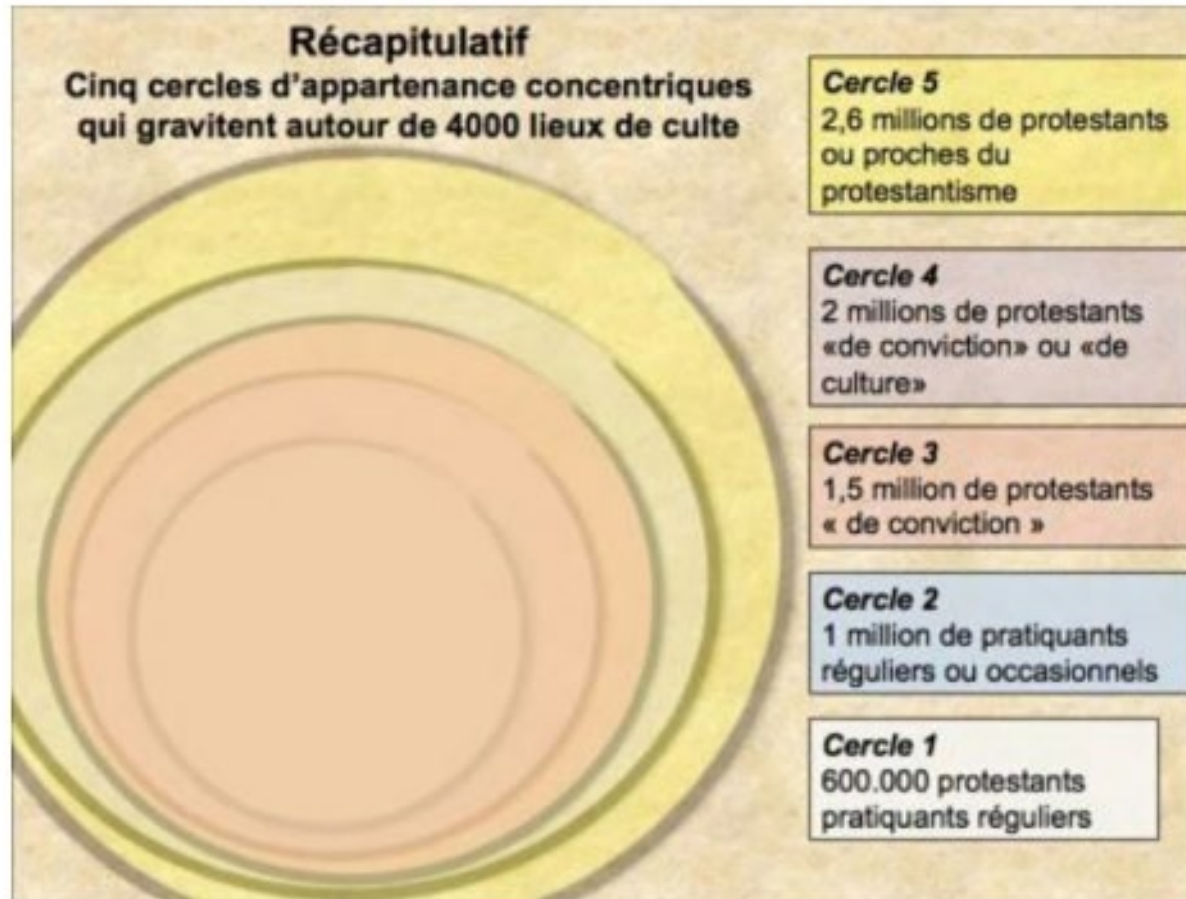
protestant

juif

musulman

rien de tout cela

Variations de proximité



Le protestantisme français : cinq cercles d'appartenance

Variations de l'appartenance religieuse

➔ Catholique "engagé", mais pas forcément pratiquant

Un catholique engagé n'est pas forcément un militant. C'est une catégorie mixte incluant à la fois des pratiquants et des non-pratiquants.

— Son engagement peut se traduire par —



• Le bénévolat



• Le baptême



• La pratique de la messe
(hebdomadaire, quelques fois par mois, lors de grands rassemblements, etc.)

• Le fait de se marier à l'église



• La participation à une équipe liturgique



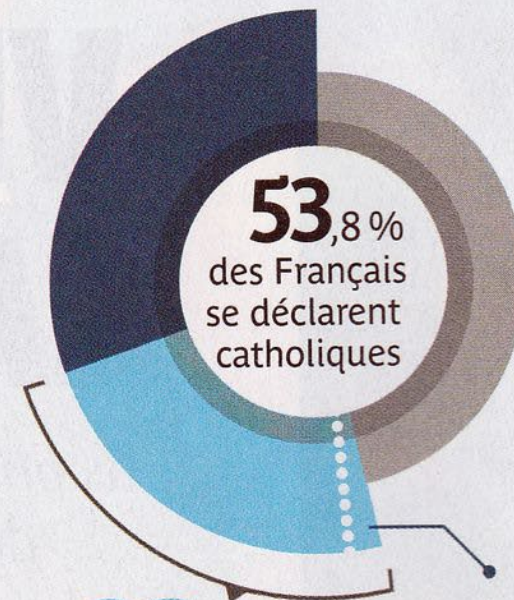
• La charité



• L'inscription de ses enfants au catéchisme



Ils représentent presque un quart des Français



23,5% sont des catholiques engagés soit 11,8 millions de Français.

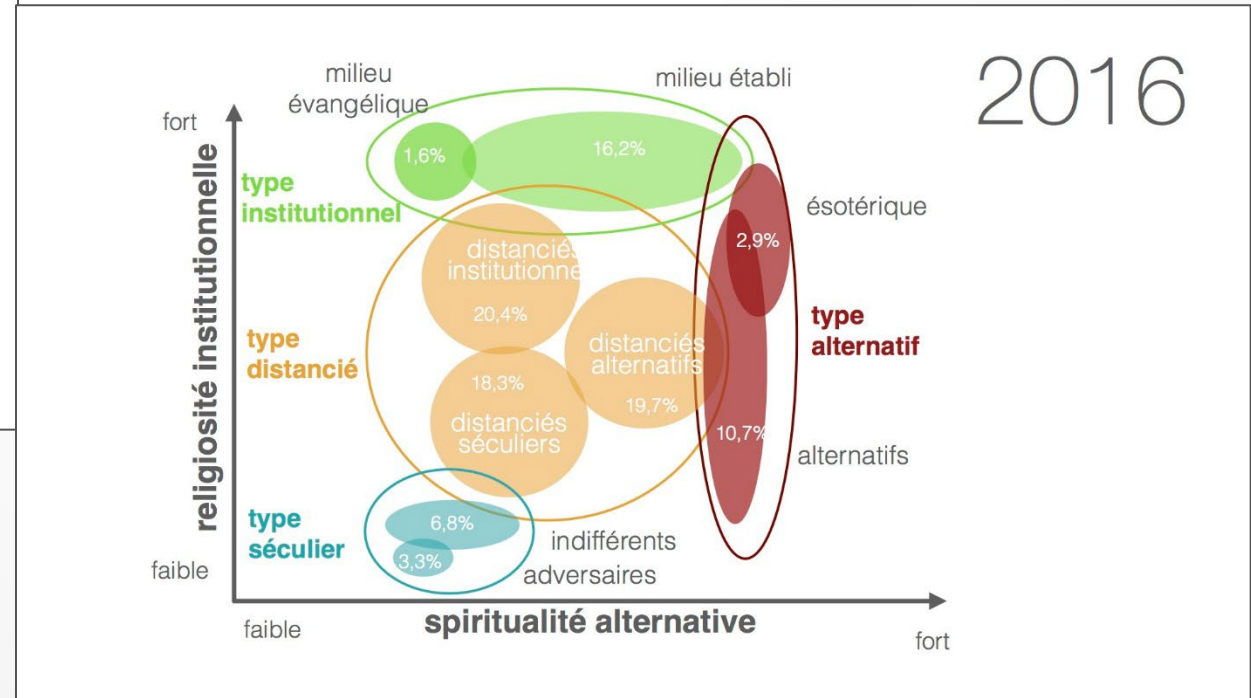
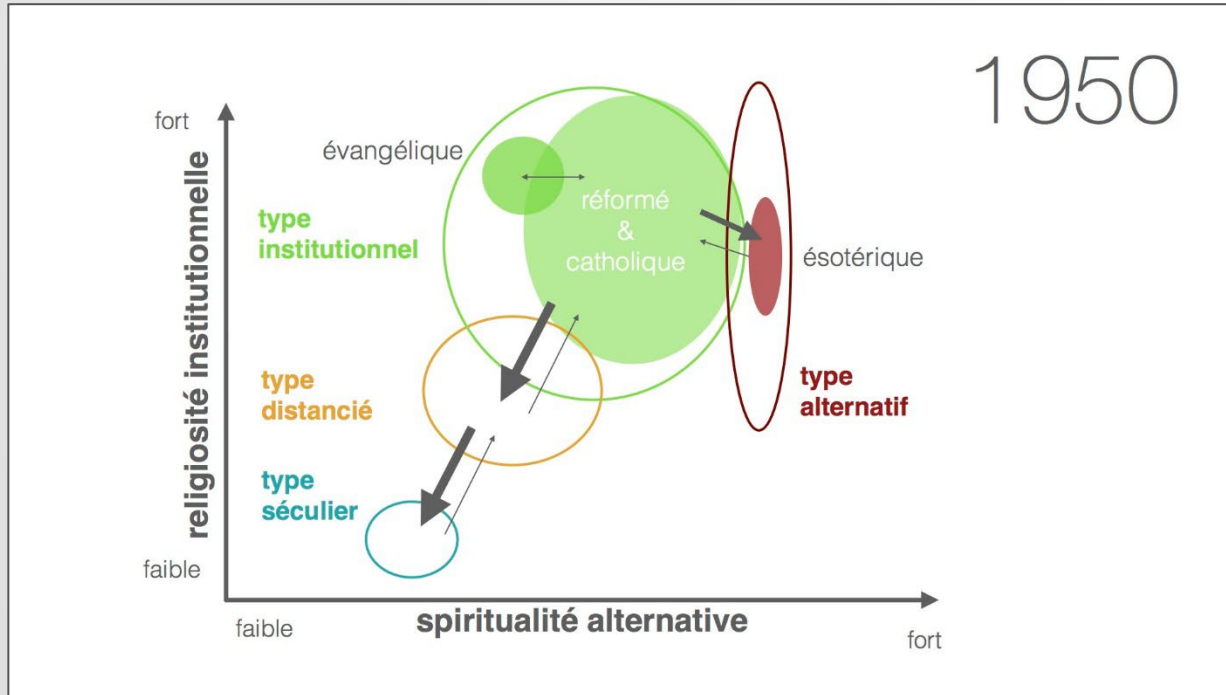
dont 1,8% pratique chaque semaine.

L'APPARTENANCE RELIGIEUSE ?

Believe – Belong - Behave

- Adhésion à des croyances ou des « dogmes »
- Vision du monde / valeurs
- « Compétence » religieuse (connaissances théoriques)
- Pratiques
- Participation
- Sentiment d'appartenance

Evolution des modalités d'appartenances

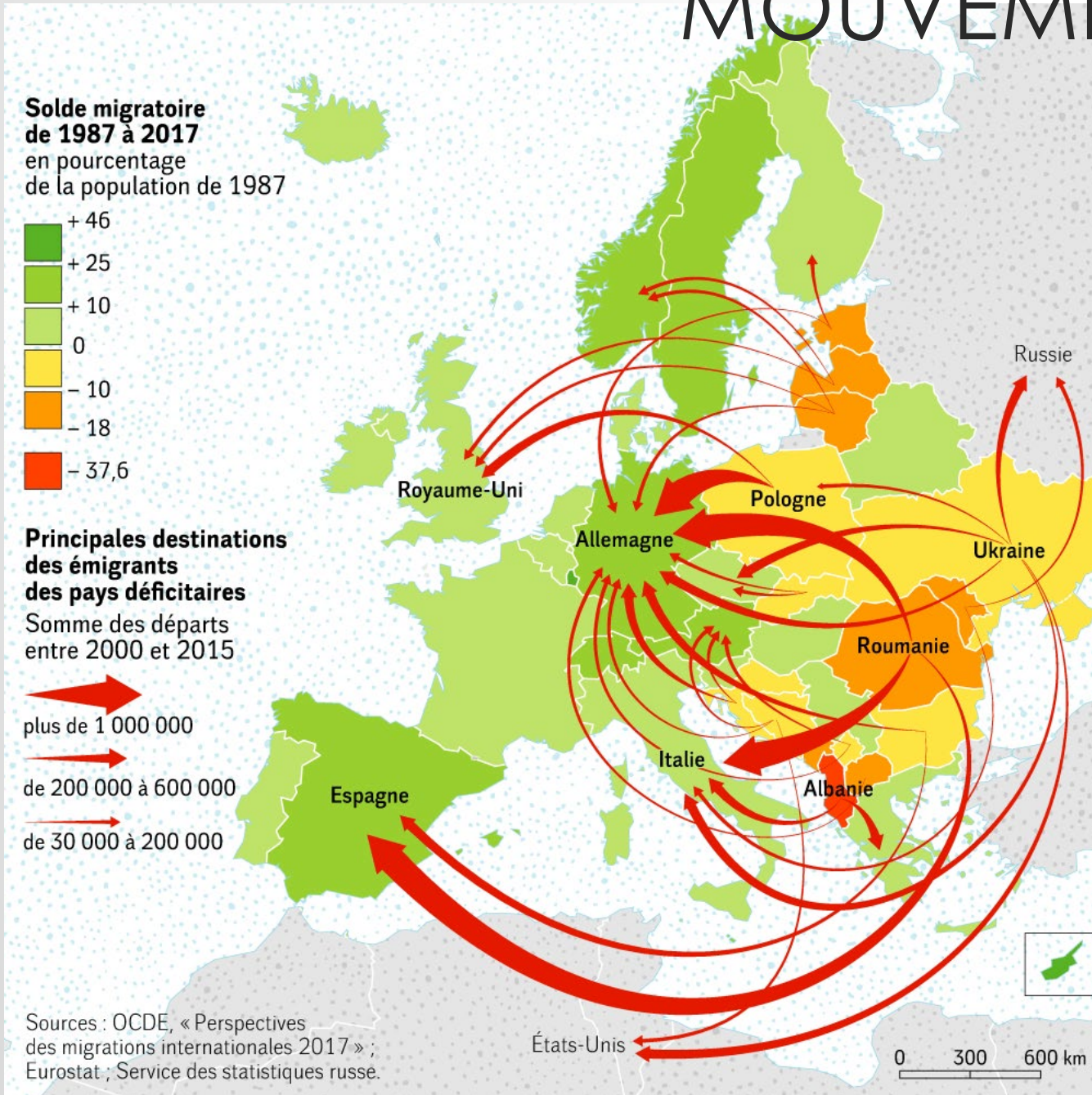


Jörg Stolz, Judith Könemann, Mallory Schneuwly Purdie, Thomas Englberger, Michael Krüggeler, *Religion et spiritualité à l'ère de l'ego. Profils de l'institutionnel, de l'alternatif, du distancié et du séculier* Genève, Labor et Fides, 2015.
<https://labokhi.ch/fond/ego/>



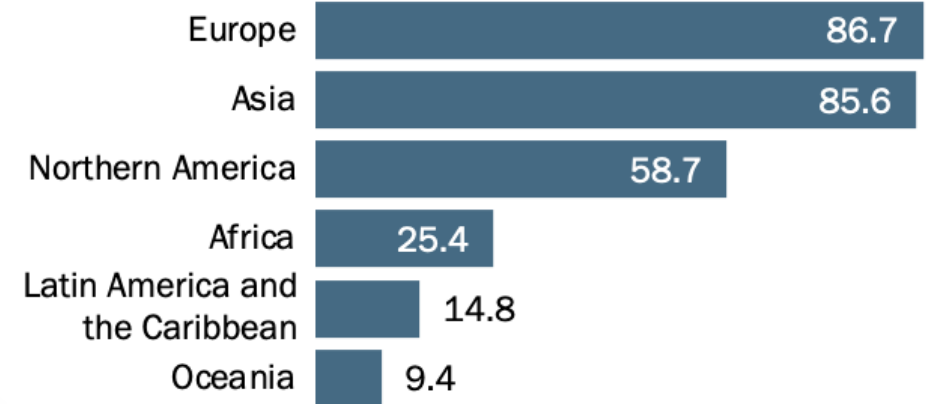
II. L'ÉVOLUTION RELIGIEUSE EN OCCIDENT

MOUVEMENTS DE POPULATION



Europe and Asia were home to the most international migrants in 2020

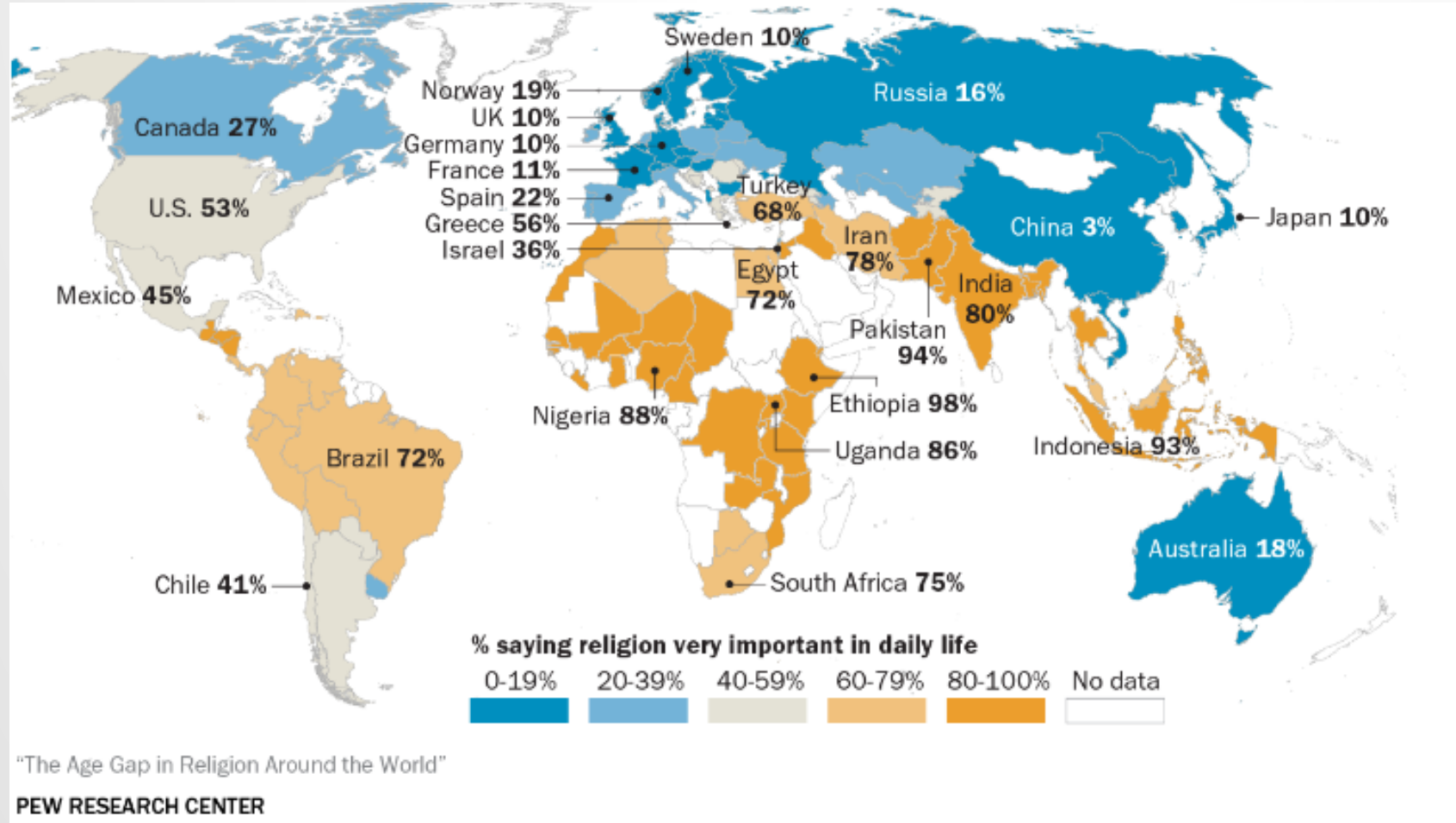
International migrant population in ___, in millions



Source: Pew Research Center analysis of United Nations Department of Economic and Social Affairs 2020 International Migrant Stock data.

PEW RESEARCH CENTER

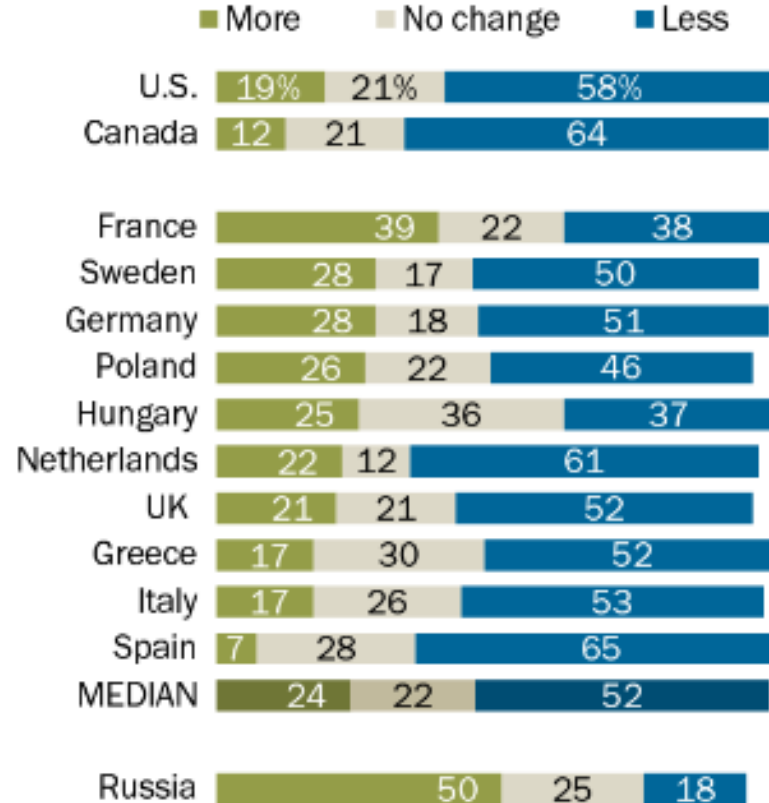
BAISSE DE L'IMPORTANCE DE LA RELIGION



BAISSE DE L'IMPORTANCE DE LA RELIGION (2)

People in North America, Europe and Australia say religion plays a less important role today

% who say, compared to 20 years ago, religion has a ___ important role in our country



Evolution de l'appartenance chrétienne en Europe

Pays d'Europe de l'ouest

Pays d'Europe de l'est

% who were/are ...

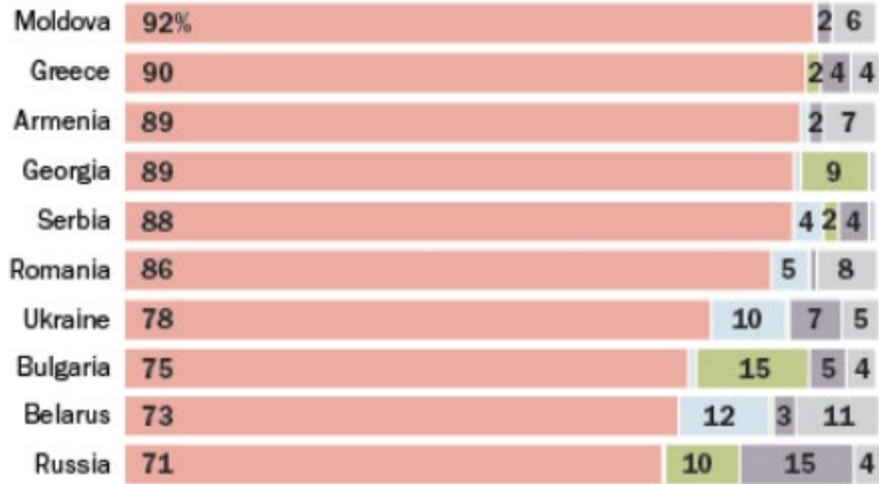
	Raised Christian	Currently Christian	Change		Raised Christian	Currently Christian	Change
<i>Christian share has declined</i>				<i>Christian share relatively stable</i>			
Belgium	83%	55%	-28	Lithuania	95%	93%	-2
Norway	79	51	-28	Croatia	92	91	-1
Netherlands	67	41	-26	Bosnia	44	44	0
Spain	92	66	-26	Moldova	98	98	0
Sweden	74	52	-22	Romania	98	98	0
Denmark	80	65	-15	Estonia	50	51	+1
France	75	64	-11	Hungary	75	76	+1
Portugal	94	83	-11	Serbia	92	93	+1
Slovakia	84	73	-11	Bulgaria	78	80	+2
Czech Rep.	34	26	-8	Georgia	87	90	+3
Finland	85	77	-8	Latvia	73	77	+4
Germany	79	71	-8	<i>Christian share has increased</i>			
Ireland	88	80	-8	Armenia	95	97	+2
Italy	88	80	-8	Russia	65	73	+8
Austria	86	80	-6	Belarus	83	94	+11
Switzerland	81	75	-6	Ukraine	81	93	+12
UK	79	73	-6				
Poland	96	92	-4				
Greece	96	93	-3				

Religious landscape of Central and Eastern Europe

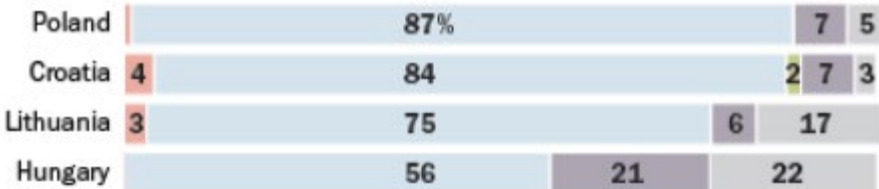
% who identify as ...

Orthodox Catholic Muslim Unaffiliated Other


Orthodox majority



Catholic majority



Religiously mixed



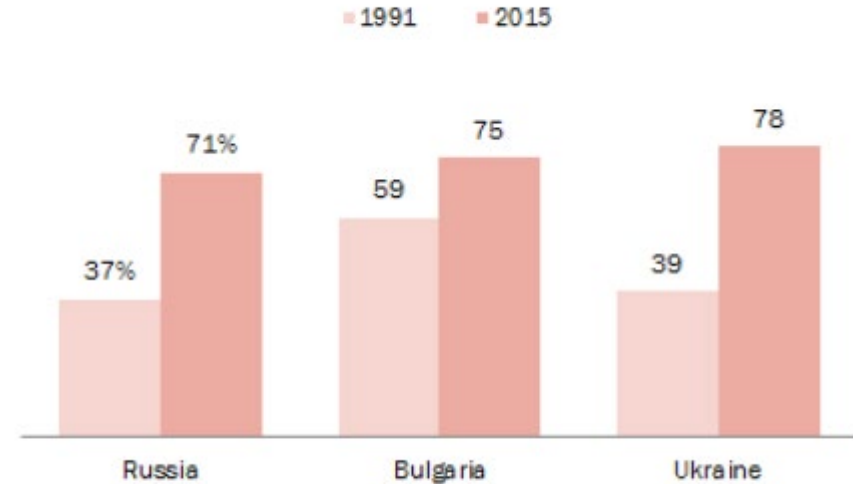
Majority religiously unaffiliated



L'ORTHODOXIE

In Eastern Europe, sharp rise in share of adults who describe themselves as Orthodox Christians

% who identify as Orthodox



Note: 1991 data are from "Pulse of Europe" survey conducted by Pew Research Center's predecessor organization, the Times Mirror Center for the People & the Press. The 1991 survey in Russia excluded the eastern part of the country, which represents approximately 33% of the population. However, a survey conducted by the International Social Survey Programme (ISSP) in all parts of Russia in the same year found the share of Orthodox in Russia to be roughly the same as the Times Mirror survey (31%).

Source: Survey conducted June 2015-July 2016 in 18 countries. See Methodology for details.

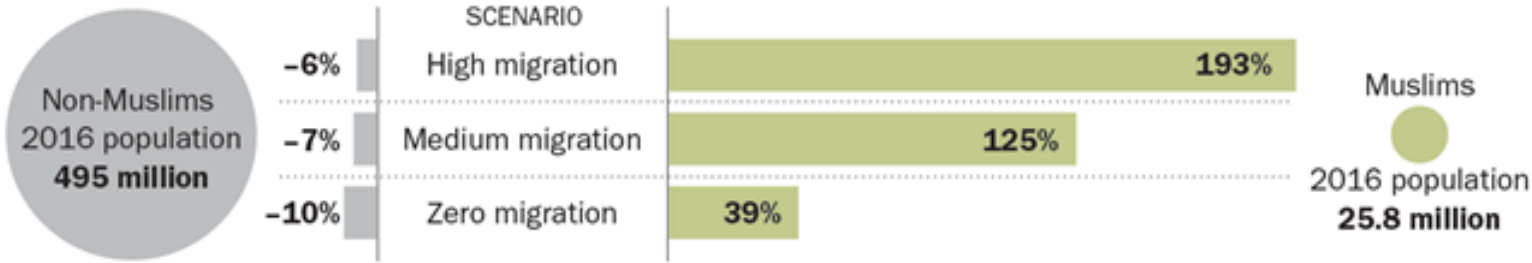
"Religious Belief and National Belonging in Central and Eastern Europe"

PEW RESEARCH CENTER

ISLAM (SUITE)

In three migration scenarios, population decline for Europe's non-Muslims, population growth for Muslims

Projected percentage change in Europe's Muslim and non-Muslim population size, 2016-2050

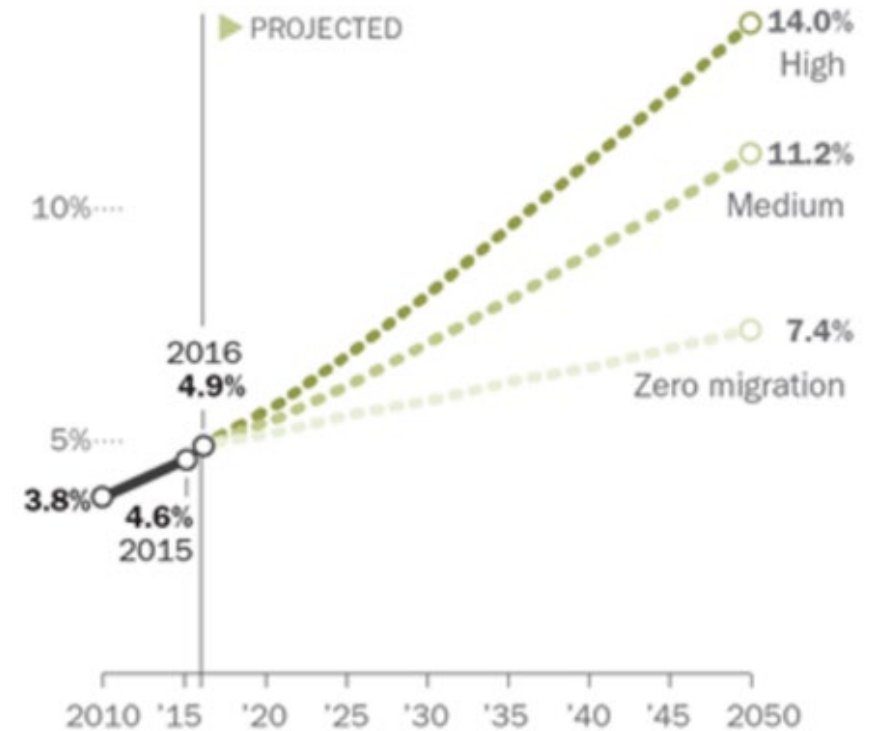


Count estimates and projections

IN MILLIONS	2010	2016	2050 zero migration	2050 medium migration	2050 high migration
Muslims	19.5M	25.8M	35.8M	57.9M	75.6M
Non-Muslims	495.3M	495.1M	445.9M	459.1M	463.0M
Total	514.8M	520.8M	481.7M	516.9M	538.6M

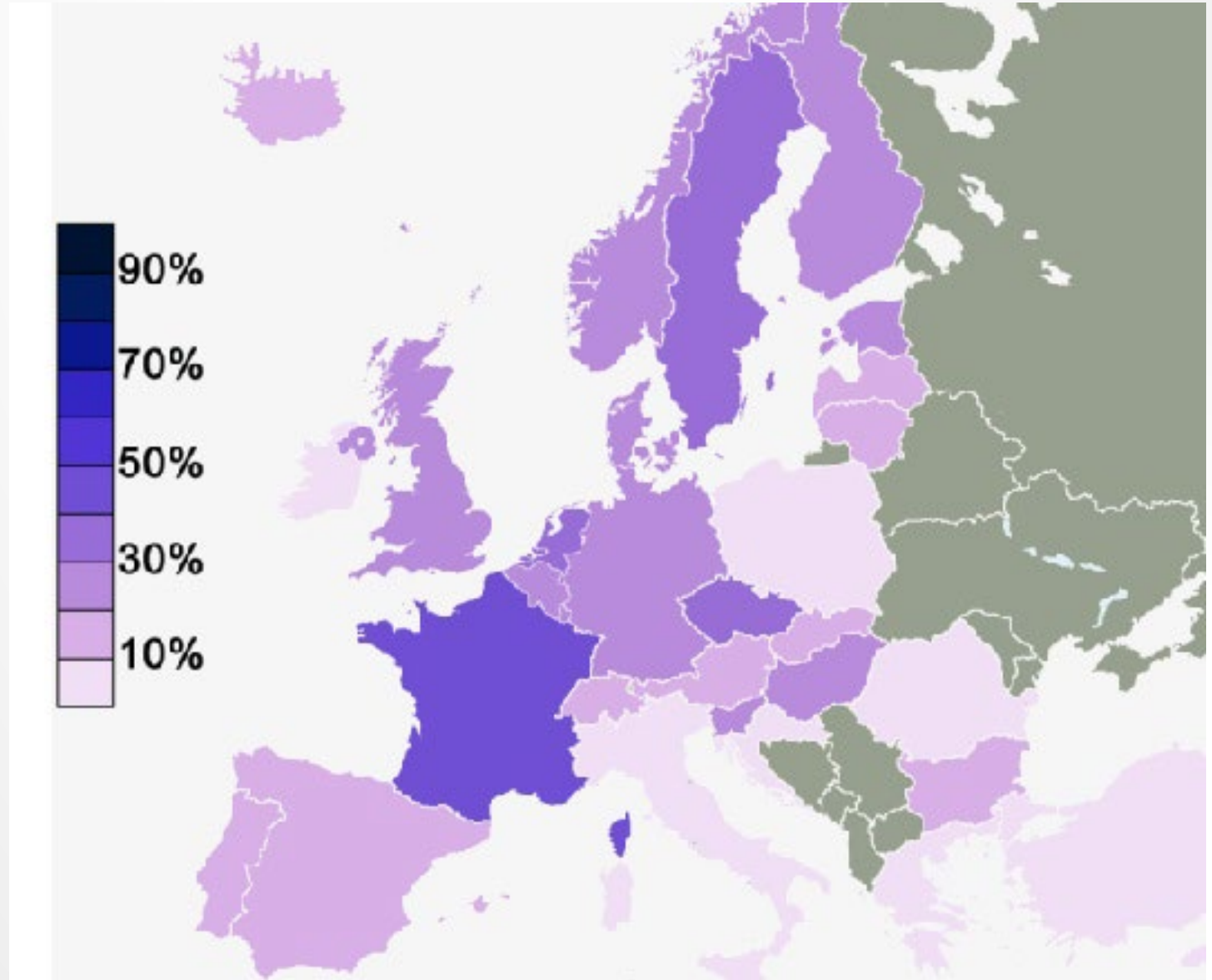
Amount of growth in Europe's Muslim population depends on future migration

Muslim share of Europe's population under different migration scenarios



Spiritualités

Pourcentage de ceux qui ne croient à aucune sorte d'esprit, de dieu ou de force de vie



2010 Eurobarometer Poll

SPIRITUALITÉS

Substantial minorities across Western Europe hold Eastern, New Age or folk beliefs

% who ...

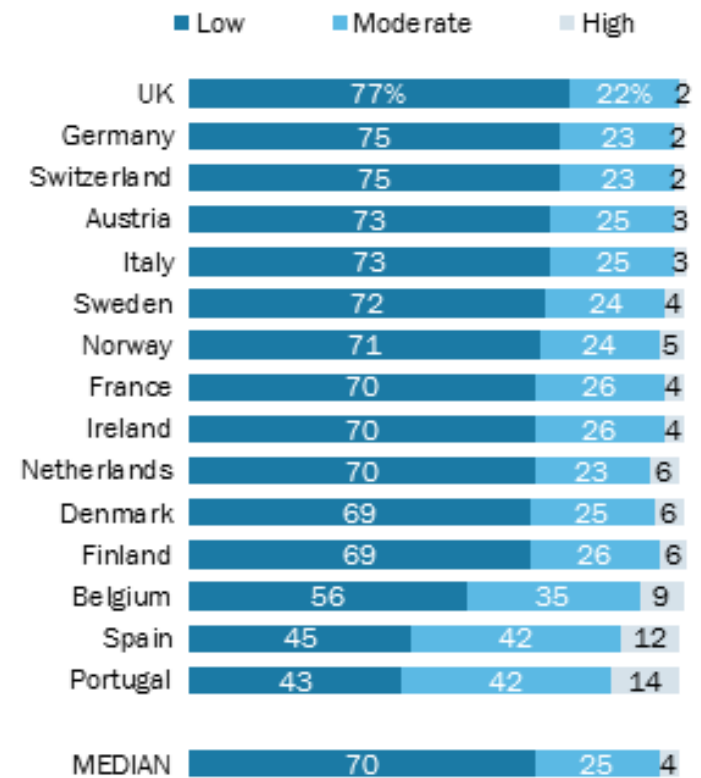
	Beliefs						Practices	
	Believe in fate	Believe in yoga as spiritual practice, not just exercise	Believe in astrology	Believe in spiritual energy in physical things	Believe in reincarnation	Believe in the "evil eye"	Practice meditation	Consult horoscope/tarot cards
Austria	34%	20%	23%	22%	18%	13%	13%	16%
Belgium	49	36	30	35	24	23	28	20
Denmark	36	26	29	23	22	9	18	20
Finland	39	38	26	23	24	10	11	22
France	31	24	21	26	18	20	19	16
Germany	31	19	24	17	15	13	13	16
Ireland	34	24	20	24	20	19	20	12
Italy	24	19	19	23	23	18	17	12
Netherlands	38	30	26	29	22	12	21	9
Norway	34	28	19	21	18	16	23	18
Portugal	60	39	35	37	31	48	47	13
Spain	59	35	37	49	24	33	47	12
Sweden	37	40	23	20	19	9	20	8
Switzerland	28	19	22	22	19	17	13	13
United Kingdom	25	18	19	22	17	13	15	13
MEDIAN	34	26	23	23	20	16	19	13

Source: Survey conducted April-August 2017 in 15 countries. See Methodology for details.
"Being Christian in Western Europe"

PEW RESEARCH CENTER

Few people across Western Europe show high levels of engagement with alternative beliefs and practices

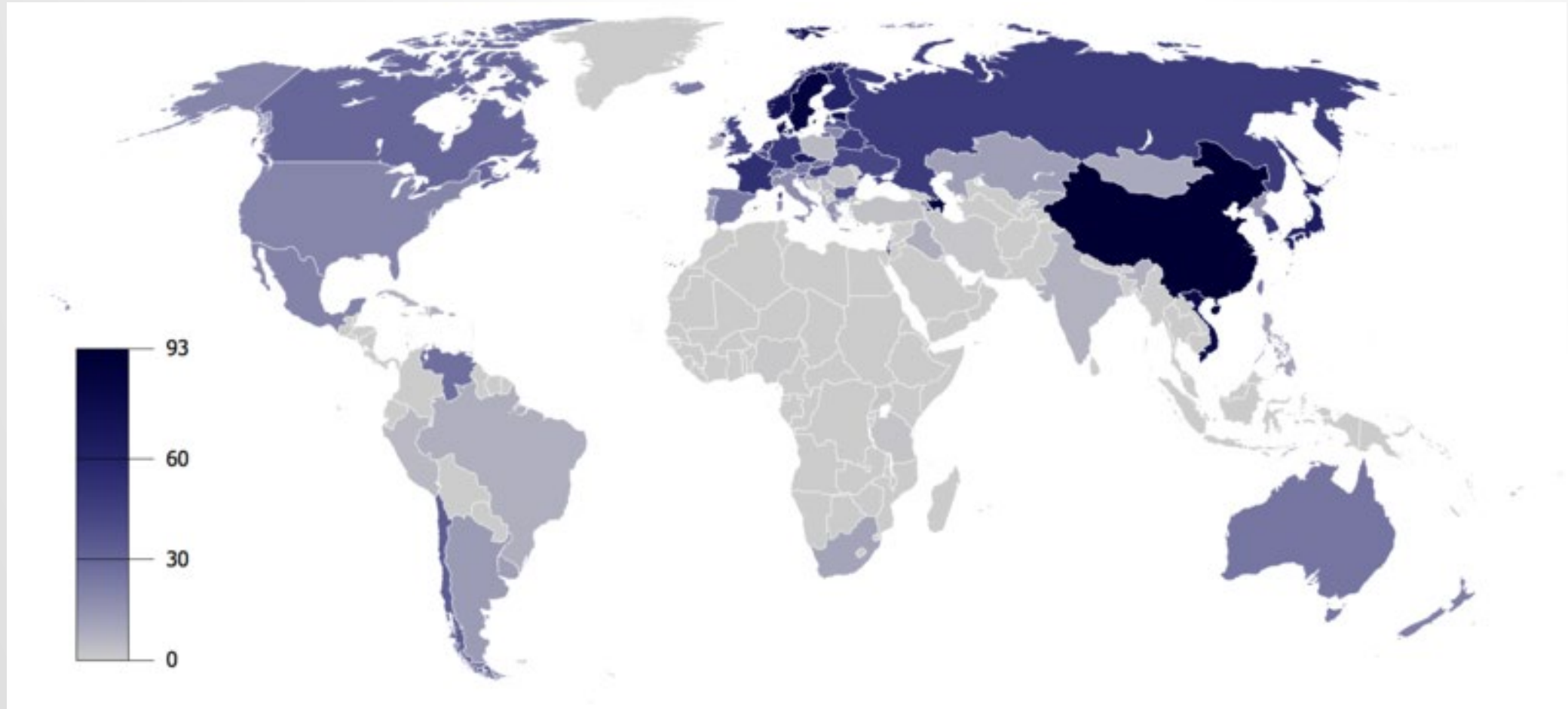
% who have ___ levels of engagement with Eastern, New Age or folk beliefs and practices



EVOLUTION RELIGIEUSE EN OCCIDENT

- Mondialisation
- Pluralité / « recomposition »
- Sécularisation
- « Désinstitutionnalisation »

Variations régionales



World non-religious population by percentage, Dentsu Institute (2006) and Zuckerman (2005)

Une Europe sécularisée ?

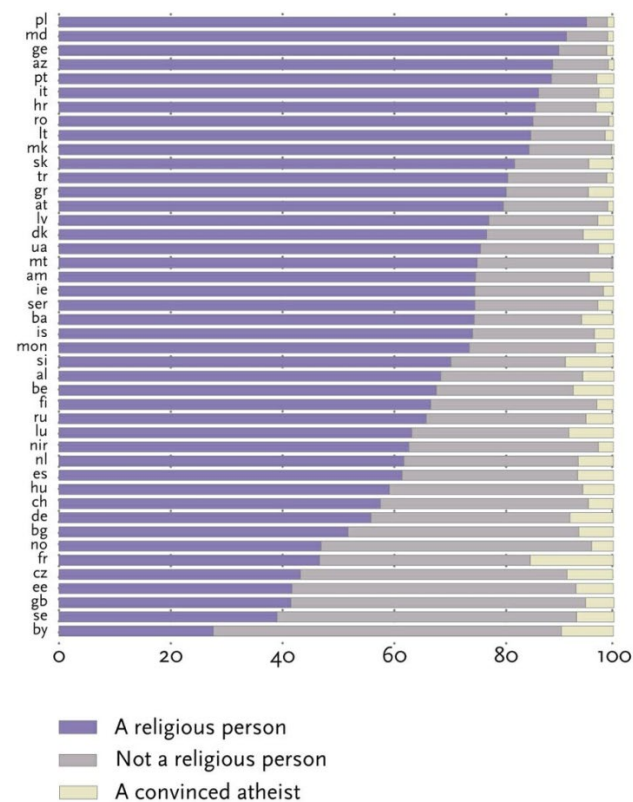
EVOLUTION RELIGIEUSE EN EUROPE EVS 2018 CROYANCE

Believing

Percentage of people who say they are (not) a religious person (independently whether or not they go to church)

Believing

Percentage of people who say they are (not) a religious person (independently whether or not they go to church)



Religiosité en Europe

Définition de “religieux”:

- religion importante dans la vie
- assiste à des offices religieux
- prie
- croit en Dieu

Overall religiosity by country

% of adults who are “highly religious”

0-14% 15-29% 30-44% 45-60% Not surveyed



Athéisme en Europe

% who describe their religious identity as "atheist"

0-4% 5-9% 10-14% 15-19% 20%+ Non-surveyed country



Rapport à la religion

A titre personnel, diriez-vous que dans votre rapport à la religion en règle générale, vous vous sentez plutôt... ?



37% DE CROYANTS



**31% DE NON-CROYANTS
OU D'ATHÉES**



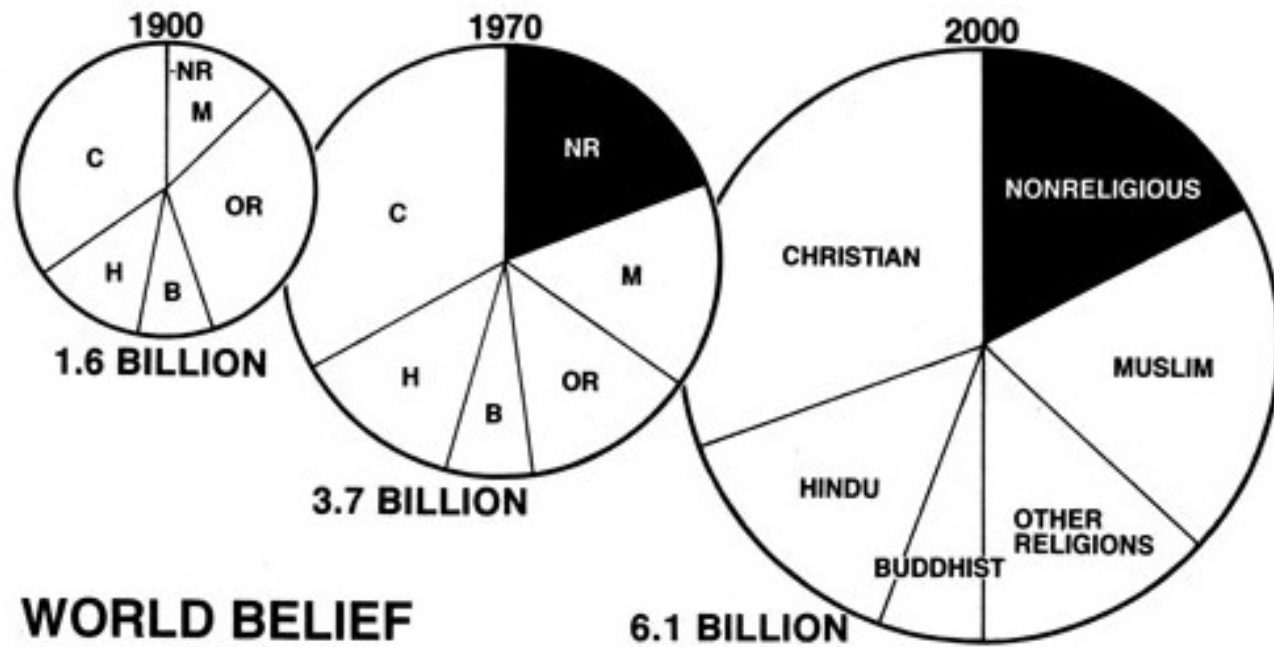
15% D'AGNOSTIQUES

Agnostique = sceptique quant à l'existence d'un Dieu.



10% D'INDIFFÉRENTS

NB : 7% de non-répondants



Charles Taylor, *A secular age*

- 1: perte d'importance sociale et politique de la religion (privatisation)
- 2: déclin des croyances et pratiques
- 3: Nouvelles conditions de croyance

LE « NON-RELIGIEUX »

III. LA NON-RELIGION, UNE REALITE COMPLEXE

Religion

Croire
en Dieu



Ne pas
croire en
Dieu

Athéisme

Scepticisme

Agnosticisme

Diversité de la « non-croyance »

The screenshot shows the Atheist Alliance International website's membership sign-up page. At the top, there is a navigation menu with links for Home, About, Atheism, Campaigns, Atheist Support Network, Get Involved, Secular World, Blog, Contact, Facebook, and Twitter. Below the menu, a paragraph of text reads: "First, decide if you would like a life membership or to pay monthly or annually, and find the payment level you are comfortable with, from Anti-Christ to Skeptic. Then select your preferred payment method, PayPal or debit/credit card, enter your details and that's it – you're a member. Welcome!" Below this text are four membership options, each in a separate box. Each box contains the membership name, a description of the payment, the amount, and a "SIGN UP" button.

Membership Type	Payment Description	Amount	Action
Life Member Heathen	One payment of \$5,000 and you never need to pay again	\$5,000	SIGN UP
Life Member Anti-Christ	One payment of \$10,000 and you never pay again	\$10,000	SIGN UP
Life Member Apostate	One payment of \$2,500 and you never need to pay again	\$2,500	SIGN UP
Life Member Skeptic	One payment of \$1,500 and you never need to pay again	\$1,500	SIGN UP

<http://www.atheistcensus.com/>

Athée

Libre-penseur

Agnostique

Humaniste

Rationaliste

Laïc / séculier

Autre

Croyance

Communauté

Comportement

Religion

Rejeter les institutions
religieuses

Croire
en Dieu



Ne pas
croire en
Dieu

Accepter les institutions
religieuses

Religion

Rejeter les institutions
religieuses

Croire

Pas de
dieu

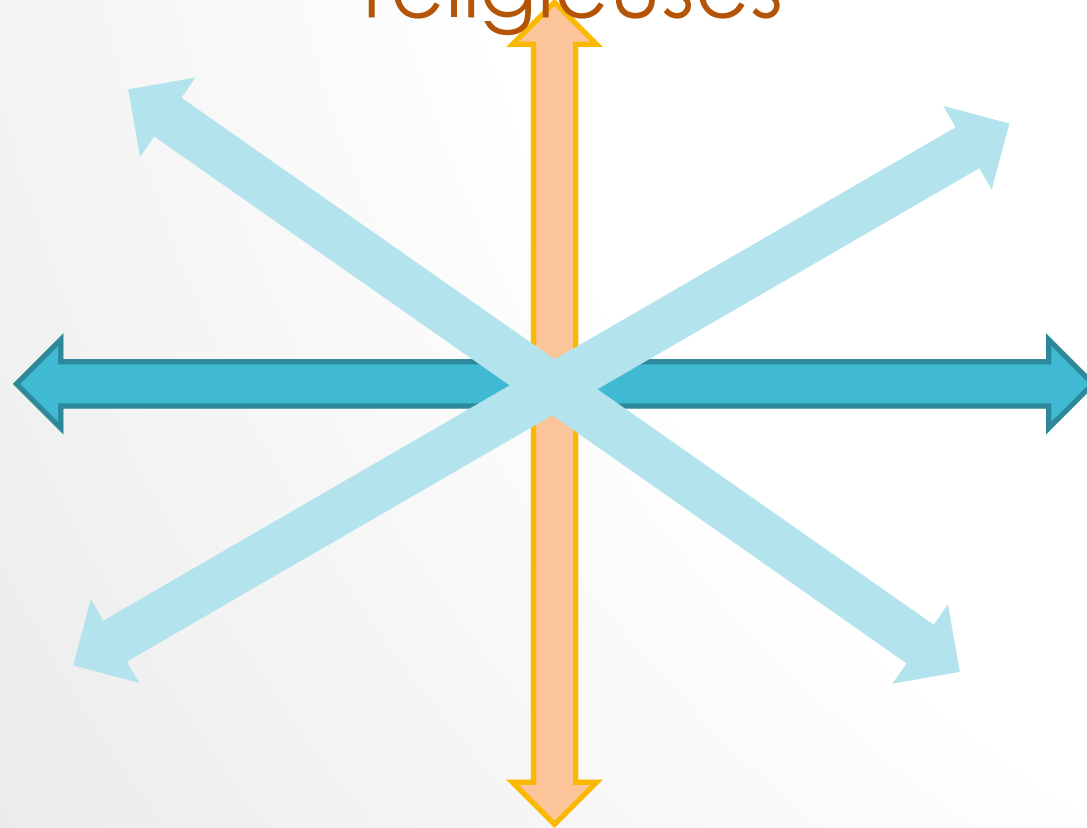
Croire
en Dieu

Ne pas
croire en
Dieu

Dieu

Ne pas croire

Accepter les institutions
religieuses



Religion

	Croyance	Dieu	Institution
Fort			
Moyen			
Sans			

Religion

Are you...

a Catholic

a Jew

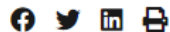
a Muslim

a Protestant

none of the above

The "nones"
~~unaffiliated~~

(sans appartenance)

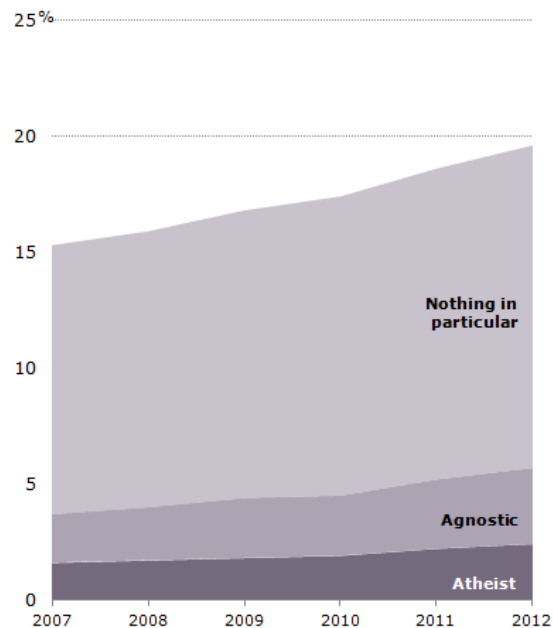


“Nones” on the Rise

The number of Americans who do not identify with any religion continues to grow at a rapid pace. One-fifth of the U.S. public – and a third of adults under 30 – are religiously unaffiliated today, the highest percentages ever in Pew Research Center polling.

In the last five years alone, the unaffiliated have increased from just over 15% to just under 20% of all U.S. adults. Their ranks now include more than 13 million self-described atheists and agnostics (nearly 6% of the U.S. public), as well as nearly 33 million people who say they have no particular religious affiliation (14%).³

Growth of the Religiously Unaffiliated



Source: Aggregated data from surveys conducted by the Pew Research Center for the People & the Press, 2007-July 2012.

PEW RESEARCH CENTER

eurel Données sociologiques et juridiques sur la religion en Europe et au-delà en fr

Mot-clé (196) Recalculer cette page

À PROPOS RÉSEAU EUREL PARTENARIATS LETTRE D'INFORMATION RECHERCHE Sélectionner un Pays Dossiers thématiques

Vous êtes ici : Accueil » Thèmes » Non-religion

Thèmes

- Abattage rituel
- Abus et violence
- Circoncision
- Covid-19
- École
- Liberté de religion
- Mariage
- Mort
- Non-religion
- Prison
- Religion au travail

Non-religion

Dans le débat public

- Danemark
- Irlande
- Italie
- Royaume-Uni
- Russie
- Slovaquie
- Suisse

Documents et références

- Allemagne
- Estonie


www.eurel.info

LES CROYANCES DES FRANÇAIS SUR LA MORT (2/2)

Q: Vous personnellement, croyez-vous aux choses suivantes... ?

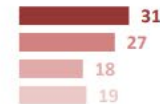
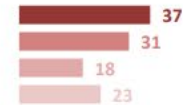
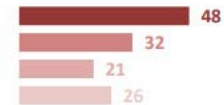
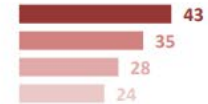
Base : à tous

Taux de croyance dans ...



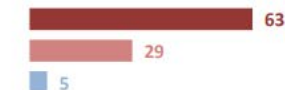
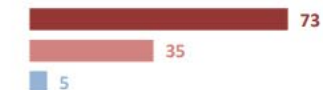
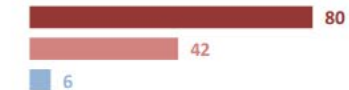
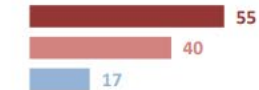
Proportion de personnes qui y croient ... selon l'âge

Moins de 35 ans
35-49 ans
50-64 ans
65 ans et plus



Proportion de personnes qui y croient ... selon le degré de croyance religieuse


Croyants et religieux
Croyants mais non religieux
Athées convaincus





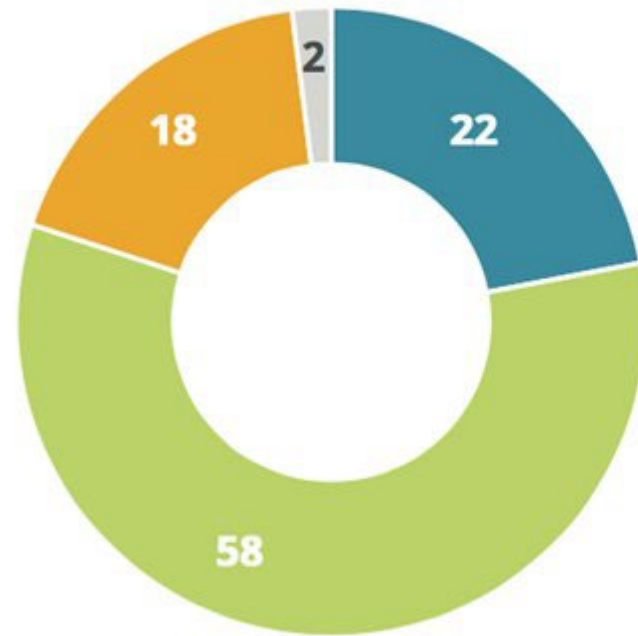
IV. LA DIVERSITÉ DU NON-RELIGIEUX

Le non-croyant typique



Juhem Navarro-Rivera, Ariela Keysar, "A World of Atheism: Global Demographics"

Les non affiliés : trois groupes



■ Apatheists

Les "apathées"

■ Rejectionists

Ceux qui rejettent la religion

■ Unattached Believers

Les croyants sans attaches

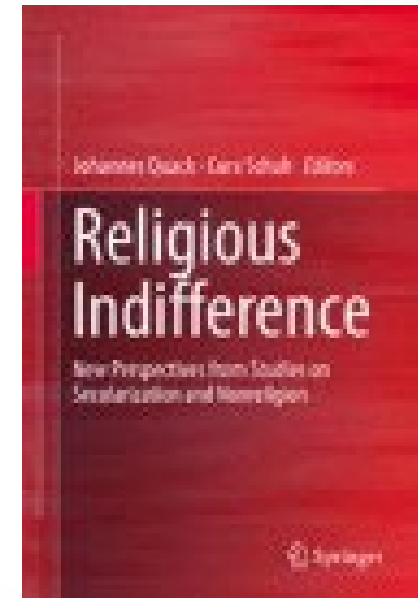
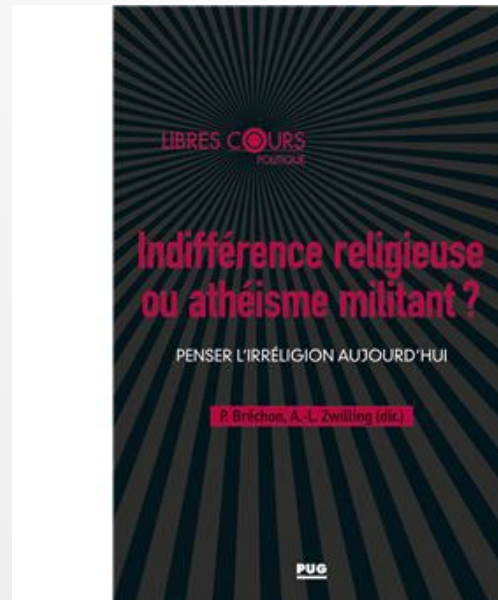
■ Unclassified

PRRI/RNS August 2016 Survey.

"Apathéisme" et indifférence religieuse

Apathie + athéisme = apathéisme

Je me demandais ce qui était pire, l'ignorance ou l'apathie. Puis j'ai réalisé que je ne sais pas et que ça m'est égal



Silver et Coleman

- activistes (ou militants) athées et agnostiques
- agnostiques et athées intellectuels
- agnostiques en recherche
- anti-théistes
- non-théistes
- théistes rituels ou agnostiques



V. QUITTER LA RELIGION

Quitter la religion

The "Nones"



The screenshot shows the Religion News Service (RNS) website. The main article is titled "Why most people leave religion? They just 'stop believing'". Below the title is a sub-headline: "(RNS) In a gloomy forecast for organized religion, only seven percent of the 'nones' say they are looking for a religion." The article features a large, vibrant photograph of a diverse group of young people smiling and posing for a selfie. To the right of the main article is a "Most Popular" section with four items:

- News**: ELCA Lutherans mark anniversary amid calls to expand beyond Europe
- News**: ACNA bishop, alleging attack, makes appeal to return
- Purple Catholicism**: What Russia's crimes reveal about the secular culture's ethics
- Spiritual Politics**: Dreher's war, part 1



The "Gones"

Les raisons de quitter la religion

Armand Mauss

- apostasie intellectuelle (cesser de croire)
- apostasie sociale (perte du lien social avec les autres croyants)
- apostasie émotionnelle (due à des expériences personnelles négatives)

Armand Mauss, "Apostasy and the Management of Spoiled Identity" in David G. Bromley (dir.), *The Politics of Apostasy*, New York, Praeger, 1998 , p. 51-73.

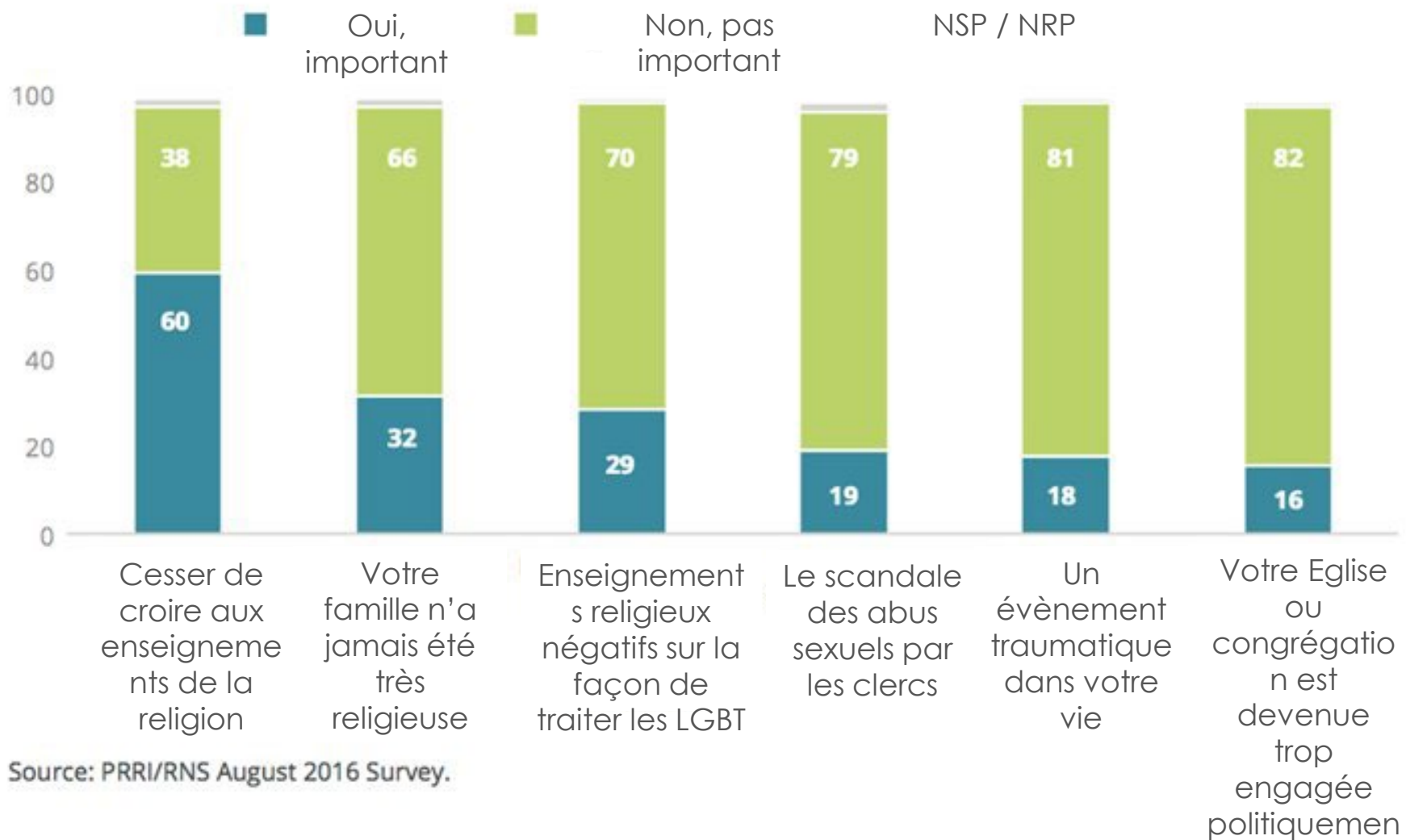
Phil Zuckerman

Parents, éducation, perte ou infortune, rencontrer d'autres religions, amis et relations, politique, éthique sexuelle, Satan et le diable, vue négative des croyants

Phil Zuckerman, *Faith No More : Why People Reject Religion*, Oxford University Press, 2011, p. 153-163.

Raisons de quitter la religion

Un des éléments suivants a-t-il été une raison importante pour ne pas rester dans le religion de votre enfance?

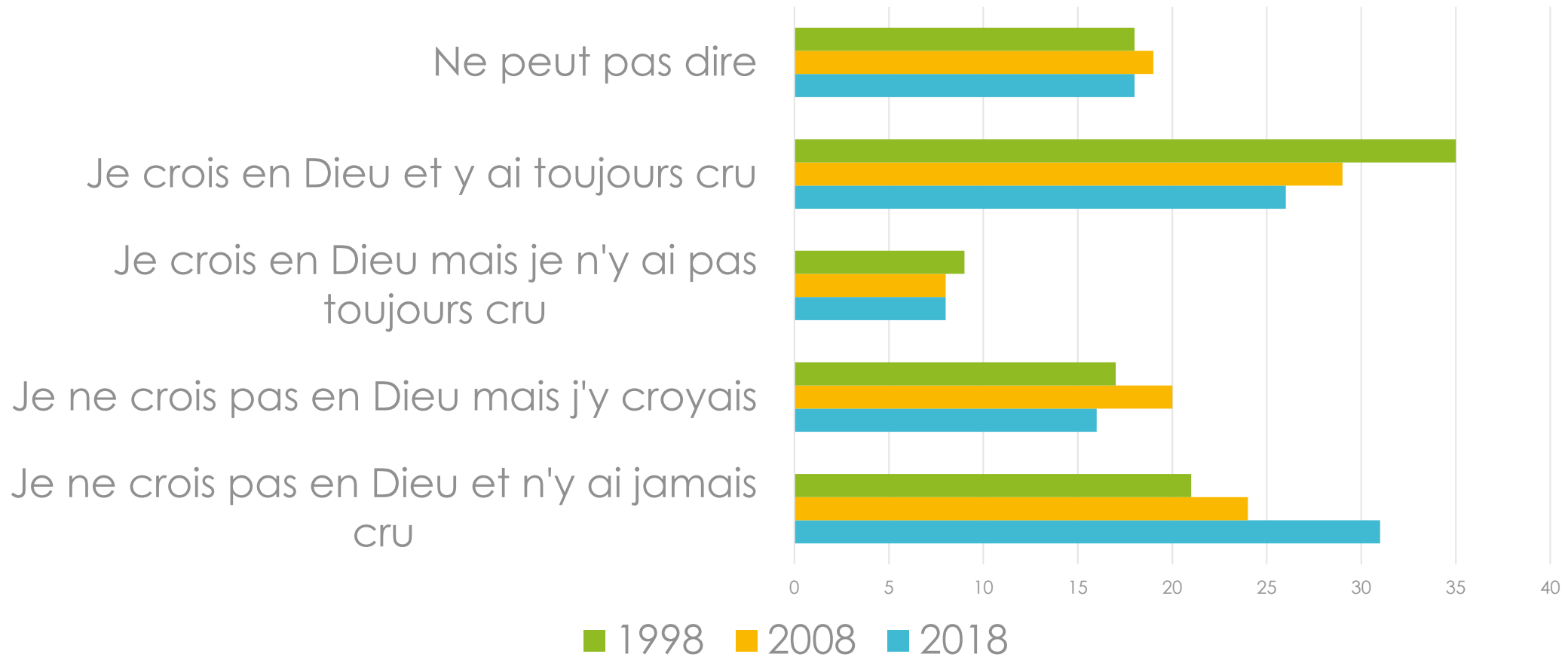


Source: PRRI/RNS August 2016 Survey.







"Taux de rétention"

EVS 2018



Transmission religieuse



VI. DYNAMIQUES RÉCENTES DU « NON-RELIGIEUX »

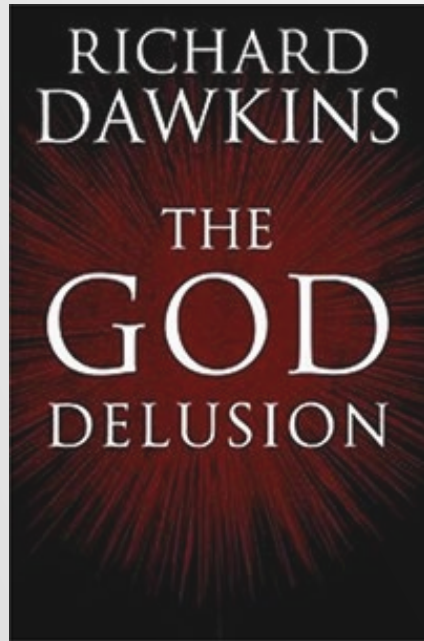
La non-religion organisée



Sanderson Jones and Pippa Evans, fondateurs des Assemblées du dimanche (Sunday Assembly), rencontres bimensuelles des athées à Londres

Richard Cimino et Christopher Smith, *Atheist Awakening* (Oxford University Press, 2014) p. 127-128

LE « NOUVEL ATHÉISME »



2006



La non-religion s'affirme



donate now f t w YouTube

the brights illuminating and elevating the naturalistic worldview

home the vision the people the movement the action community

Who are The Brights?

- We are participants in an international internet constituency of individuals. All of us have a *naturalistic worldview, free of supernatural or mystical elements.*
- A Bright's ethics and actions are based on a *naturalistic worldview.*
- The Brights aspire to an egalitarian civic vision. We want citizens who have a *naturalistic worldview* to be accepted as full participants in civil society



Definitions:
A "super" (noun) is a person whose [worldview includes](#) supernatural and/or mystical elements.
A "bright" (n.) is a person whose worldview is [naturalistic](#) (no supernatural and mystical elements).
A "Bright" is a bright who has registered at this website in support of the [egalitarian civic vision](#) of the [Brights movement](#).

What is the Challenge?

Currently, the naturalistic worldview is insufficiently expressed within most cultures - even politically and socially repressed. To be a Bright is to participate in a movement to address the situation.

The Brights Movement

- ◇ [Synopsis](#)
- ◇ [Videos](#)
- ◇ [Comprehension Self-Check](#)
- ◇ [Read the Latest Bulletin](#)

Search This Site

Search

Supporting the Brights

- ◇ Financial Support
 - [Online Donations](#)
 - [eBay Giving Works](#)
 - [iGive.com Shopping](#)
 - [Amazon Purchases](#)
 - [Givv.org](#)
- ◇ Activism
 - [Individual Activities](#)
 - [Volunteer](#)

[Register as a Bright](#)

[Edit Registration, change your email, address, profile, and more](#)

[Forgot Password?](#)

If old religious men in robes
do not represent you...



**DON'T MARK
YOURSELF
AS 'JEDI'**

'Jedi' and other joke religions are not placed in the 'No Religion' category, but in 'Not Defined'.

This makes Australia seem more religious than it really is.

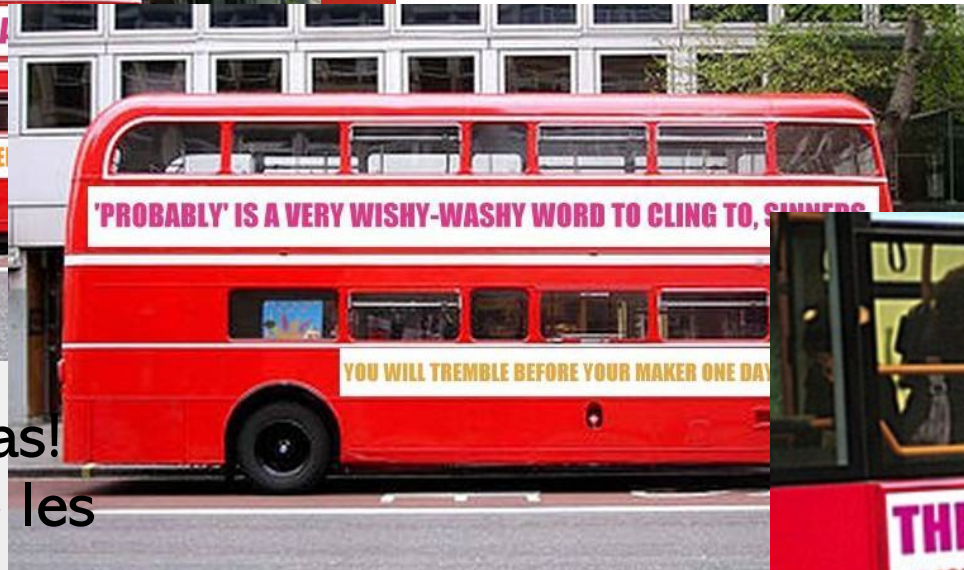
Data on religious affiliation is used for public policy, city planning, community support facilities and more.

NOT RELIGIOUS ANY MORE?
MARK No religion
ON THE 2016 CENSUS

Une dynamique réactionnelle



(Le père Noël n'existe pas.
C'est ta mère qui achète les
cadeaux)



(« Probablement », c'est un peu
faiblard comme accroche, pécheurs!
Tremblez devant votre Dieu)



Il n'y a probablement pas de
Dieu, alors arrêtez de vous
inquiéter et profitez de la vie

(Dieu existe certainement.
Rejoignez la fête chrétienne
et profitez de votre vie)



("Dieu préfère les athées gentils aux chrétiens haineux")